



**Frogwatch's
Education Kit
for
Preschools to Year 2**



Frogwatch's Puppet Show

The Puppet Show can be done with anything frog; a frog puppet, a wooden frog, a stuffed frog, a frog mask, a plastic or rubber frog, your choice (or according to what you have in your classroom).

I usually also have a few other props to illustrate each part of the story. The first part is a toy bulldozer. The second part is a campground sign. The third part is a rubbish bin with rubbish in it, mainly plastic bags. The last part is a mask of a cat.

Alternatively you can watch our puppet show on our website:

<http://www.ginninderralandcare.org.au/frogwatch-education>

Puppet show

(Where do frogs live? What is happening to frogs?)

1. Hello my name is Bog the frog. I live maybe in your backyard, or yours, or yours (pointing at different children) or maybe it's in your school yard? In fact I'm a bit lost. I use to live in a nice place with my family and friends frogs where there was everything we needed: there was a pond with clean water, some native vegetation and some old logs, trees and rocks for shelter (places to hide) and plenty of food (you can ask what they think frogs eat: anything smaller than them and alive) but one day a big bulldozer (get the toy out) came over and destroyed it all to build something for you humans.

2. So we hopped and jumped and hopped and jumped and arrived at a nice campground where there was everything we needed (water, shelter, food) but the humans that were there, you know what they were doing: they were washing their hair (do you do that???) with shampoo!!! (do you do that? Oh well I suppose it is normal for you...) but for us frogs it is very bad because of something in the shampoo that's called surfactant. You see, the surfactants what they do is that they cover the skin in a thin layer, you don't mind that, but we do because, you breathe from your nose and mouth, but us frogs we breathe through our skin mainly so if it's all covered we can't breathe and we die. (So next time you go camping, please wash your hair at the shower blocks only). So we decided it wasn't a good place after all.

3. So we hopped and jumped and arrived to a place where there was a lot of smelly rubbish but there seemed to be everything we need (water, shelter, food) there was some water and shelter for us and mostly what decided us to stay lots and lots of yummy, crunchy, juicy... flies! So we decided to stay. After a bit tho, we decided that it was not a good place after all because there was lots of those around (get a plastic bag out of the rubbish bin, open it and slide your frog in it and pretend he is swimming in it) plastic bags and there you are having a nice frog swim when suddenly you get caught in one of those and then you can't get out (pretend the frog is trying to get out of the bag) and then some of us drowned because even good swimmers like us can drown if we can't go breathe at the surface of the water. If only those humans could put all that rubbish in the bins like that (do it with the prop) it wouldn't be so bad for us frogs. So we decided that we should move again.

4. So we hopped and jumped and found ourselves a nice backyard, (there were a lot less of us by then so we could all fit in that one backyard) it seemed just perfect; there was a nice pond, with clean water I'm sure of it this time, lots of places where we could hide, long grass, rocks, dead leaves, and lots of yummy insects of all kind. But one night, yes one night, now why would it be at night??? (because frogs are nocturnal animals, which means they are awake at night when you are asleep and they sleep during the day when you are awake) So one night, we were all there singing and croaking and eating when suddenly a big cat (get the cat mask out) came out of the house and ran after us! And I'm really scared of cats because they can eat us so I hopped and hopped here and there and everywhere and I got lost.

So now I'm on my own and I am looking for a nice place to live. Other frogs like me are looking for nice places to live. Do you think you could help us frogs find nice places to live? Maybe it could be in your backyard? What would it look like? What would I need (water, food, shelter)? Put your hand up if you think you have everything I need in your backyard? (Ask the children in turn, ask first if they have a cat, if not then ask if they have a pond, if yes ask if they have fish in it, if yes possibly not good for frogs because they would eat tadpoles or if they are a bit small the frogs might eat their fish! Then ask about shelter, grass, rocks, leaves... Then ask about food, insects of all kinds. If they have everything then you can say you would love to come live in their backyard. Sometimes they might have everything but no pond so you can say you could come visit but not stay because there is no water.)

Activities

1. Life cycle of a frog: See below for a life cycle diagram and activity sheet. Also, attached with this kit, a booklet and a flip book on the life cycle of a frog.

See this link for a well-made 3 minute video on the life cycle of frogs:

<https://www.youtube.com/watch?v=AMs3waaW75g#t=18>

2. What do frogs eat: Use play dough and ask the children to make food for the frog out of it. Remind them; frogs eat anything smaller than them and alive (very important they won't eat any dead things) including all insects, small lizards and snakes (point out that if the snake or lizard is bigger than the frog they will eat the frog but if they are smaller than the frog, the frog will eat them!!!) and even other frogs. So if you don't feed your tadpoles enough they might end up eating each other!!! See below for a frog eating maze.

3. Endangered species in the ACT: Corroboree Frogs and Green and Golden Bell Frog see bellow colouring in sheet. See also online puppet show for more on this subject.

For a more thorough investigation on Corroboree Frogs see the Corroboree Frog Education Kit produced by Wirraminna Environmental Education Centre on this address:

http://wirraminna.org/wirra-projects/corroboree-frogs/Corroboree_Frog_Education_Kit.pdf

4. Frog calls (frog identification): go to our website <http://www.ginninderralandcare.org.au/frog-identification> to hear all the calls of the various frogs we have in the ACT.

5. Origami Frog: see below

6. **Frog Riddles:** see below... just for fun

7. **Colouring in: Spotted Grass Frog** (the tadpoles you have are Spotted Grass Frogs)

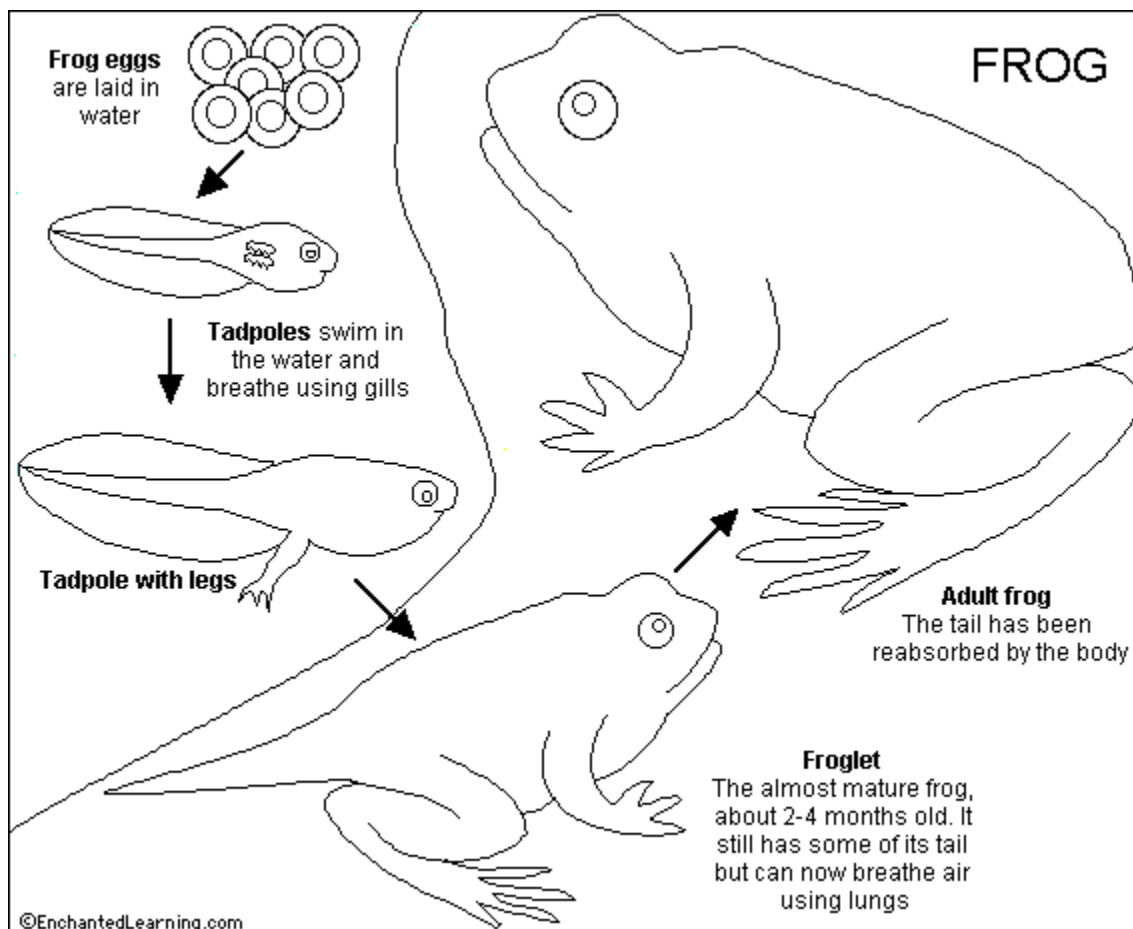
8. **Other great links for teaching ideas and activities about frogs:**

<http://museum.wa.gov.au/explore/frog-watch-schools/frog-watch-schools-kit> The kit was made for Western Australia so the frog species are different to the ones found in the ACT and region (for our local frog species see our website) but the teaching ideas are applicable for us too.


<http://australianmuseum.net.au/Frogs-amphibians/> for information on Australian frogs. You can even download a Mobile App: Frogs Field Guide to help you identify the local frogs.

http://www.naturewatch.ca/english/frogwatch/curriculum/junior_guide_k6.pdf A kit made in Canada so again the frog species are different to the ones found in the ACT and region (for our local frog species see our website) but the teaching ideas are good.

1. Life cycle of a frog



Life cycle of a frog - Activity sheet



Frog Life Cycle



Across

1. What do frogs use to breathe?
3. What do tadpoles eat?
4. A place where a mother frog might lay eggs.
6. What do tadpoles use to swim?
7. What do mother frogs lay?
9. A young frog with a tail still attached.

Down


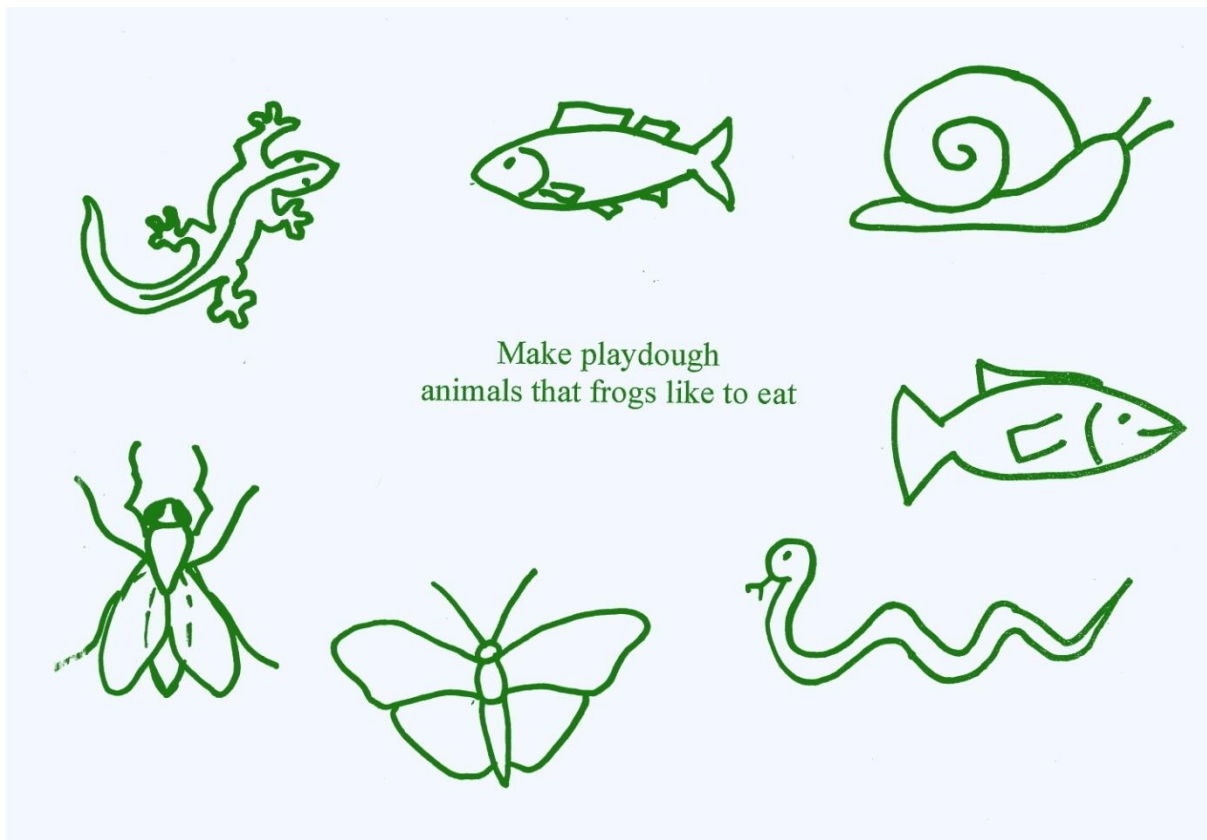
1. Adult frogs use these to move around instead of a tail.
2. A baby frog.
5. What do adult frogs eat?
8. What do tadpoles use to breathe?

Find these frog life cycle words in the grid to the right.


- arms
- change
- eggs
- frog
- froglet
- gills
- grow
- land
- legs
- lungs
- pond
- tadpole
- tail
- water




2. Frog Food Examples




Show the frog the path through the Frog shaped maze to catch the flies.



3. Endangered species in the ACT: Colouring in Frogs



Corroboree Frog (colour in black and yellow)



Green and Golden Bell Frog (colour in green and gold!)

5. Origami Frog

Care for wildlife near your home. Make a toad abode for your backyard. Just Google "toad abode."

FrogWatch USA is a frog and toad monitoring program that gives YOU the opportunity to help scientists conserve amphibians! Visit www.nwf.org/frogwatchUSA/ to get involved.

Turn over and start folding!

Answer the Call of the Wild Fold Your Own Frog Friend

2008
YEAR OF THE
FROG

AMPHIBIANS
WEEK



1 Start with a SQUARE piece of paper. TURN OVER, so the green side is down.



2 Fold the opposite edges together, then unfold. Repeat using the other edges. Open it up. It's a square again.



3 Fold each of the four corners to the center point.



4 Fold each of the two top edges to the center line.



5 Fold the triangle at the bottom upwards.



6 Fold each of the bottom two corners to the middle of the bottom edge.



7 Fold the bottom portion upwards (along the dotted line).



8 Fold the top half of the lower rectangle downwards toward yourself. This forms the frog's legs.



9 Give your frog a head by folding a small part of the upper point downwards. Draw two eyes, and your frog is done.

To make your frog jump, push down on the "X" and slide your finger away from the frog.



6. Frog Riddles

Q: What happens if a frog parks in a bus stop?

A: He gets toad away.

Q: Why are frogs always happy?

A: Because they eat whatever bugs them.

Q: What happens when two frogs catch the same fly?

A: They get tongue-tied.

Q: What do you get when you cross a pig with a frog?

A: A Ham-phantian.

Q: What kind of frog lives in a treehouse?

A: A tree frog.

Q: What kind of frog do you find on a farm?

A: A bullfrog.

Q: What do you get when you cross a frog with a rabbit?

A: Ribbits.

Q: What kind of dart shouldn't you throw?

A: Poison Dart Frog.

7. Colouring in Spotted Grass Frog

